
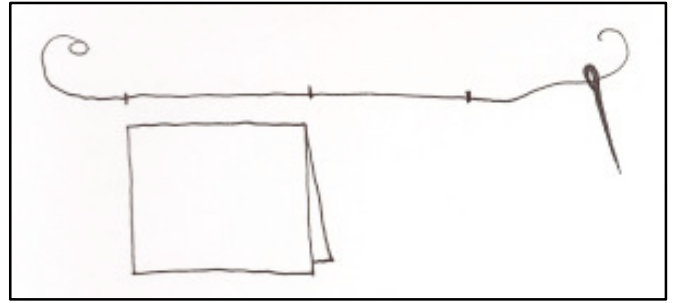


### 3. Simple Sewn Pamphlet Book

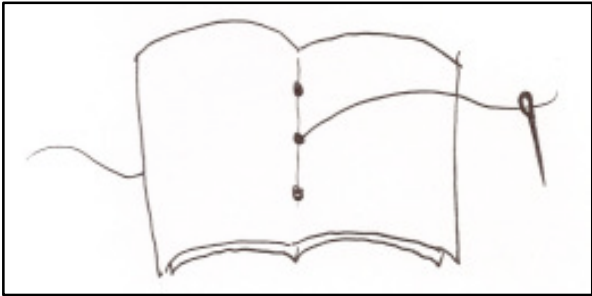
The simplest method of sewn binding is the sewn pamphlet.  
The cover and pages are sewn all at once.




A. Use a push pen to poke three holes through the spine of your pages and cover. (Use nail and hammer for thicker books.)



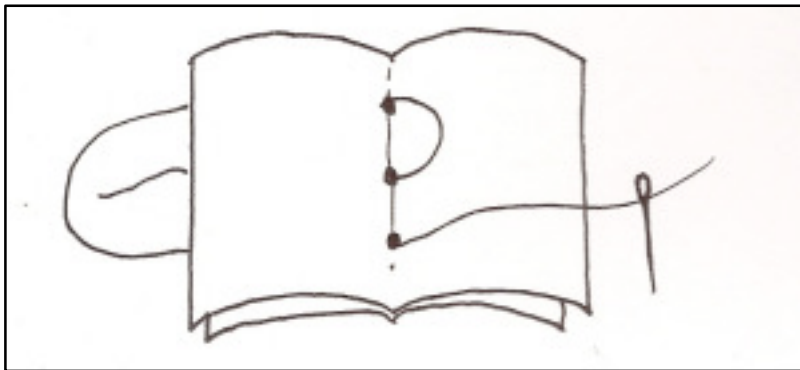
B. Measure thread  $2\frac{1}{2}$  times the length of the spine. Thread your needle.




C. Poke the needle from the outside in at the center hole. (The thread will begin and end on the outside, to have knot on inside, reverse the procedure.)



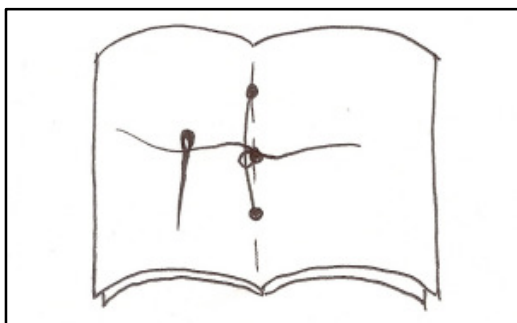
D. Poke needle and thread from the inside out at the top hole.



E. Return to the inside by poking needle through the bottom hole from the back returning to the inside.



F. Go back outside through the center hole.



G. Pull the thread taunt. Tie the ends around the loop on the outside in a double knot. (You might want to make a bow, clip the ends or add embellishments like beads, buttons or bells.)